


## Fenêtre Lancement

The screenshot shows a software window titled "Palmarès" with a standard Windows-style title bar (minimize, maximize, close buttons). The window content is as follows:

- Logo:** An illustration of three yellow cartoon characters standing on a podium, representing a ranking or award.
- Type de Contact:** A section with two radio button options:
  - Fournisseurs
  - Clients
- Données:** A section with four radio button options:
  - Devis
  - Commandes
  - Bons de livraison
  - Factures / Avoirs
- Checkbox:** A checked checkbox labeled "Inclure les pièces 'en cours'".
- Buttons:** Two buttons on the right side: "Valider" (with a green checkmark icon) and "Fermer" (with a red X icon).

Three red arrows originate from a central point on the right side of the window and point to the "Clients" radio button, the "Factures / Avoirs" radio button, and the "Inclure les pièces 'en cours'" checkbox.

# Fenêtre Restitution



## Palmarès des Factures/Avoirs Clients


Exercice du 01/01/2010  
au 31/12/2010

Inclure les "En cours"

Reporting


Imprimer

X

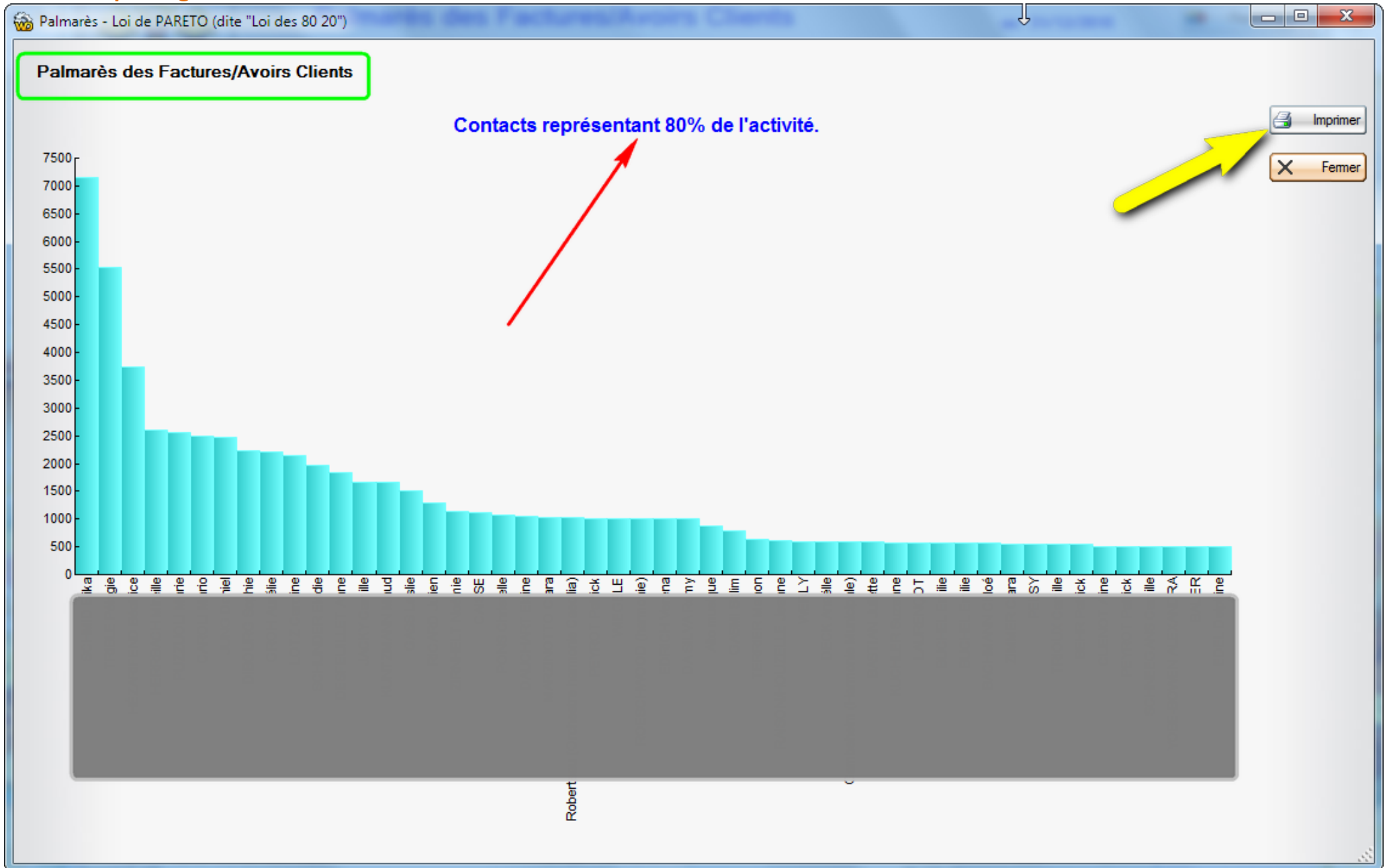


Rang	% population	Raison sociale	Code postal perso	Ville	C.A. HT	% CA	% CA cumulé
31	15,20	RA	67000	STRASBOURG	620,40	0,72	66,40
32	15,69	WE	67200	STRASBOURG	596,99	0,69	67,09
33	16,18	DE	67150	HINDISHEIM	596,49	0,69	67,78
34	16,67	Ga	67760	GAMBSHEIM	590,72	0,68	68,47
35	17,16	BA	67490	DETTWILLER	581,94	0,67	69,14
36	17,65	KU	67000	STRASBOURG	576,09	0,67	69,81
37	18,14	LA	67300	SCHILTIGHEIM	576,09	0,67	70,47
38	18,63	BU	67480	ROESCHWOOG	576,09	0,67	71,14
39	19,12	BU	67480	ROESCHWOOG	576,09	0,67	71,80
40	19,61	BA	57850	SCHAEFFERHOF	560,20	0,65	72,45
41	20,10	ZIM	67140	BARR	554,35	0,64	73,09
42	20,59	PE	67600	SELESTAT	536,79	0,62	73,71
43	21,08	TR	67800	HOENHEIM	536,79	0,62	74,34
44	21,57	BE	67190	DINSHEIM-SUR-BRUCH	536,79	0,62	74,96
45	22,06	CU	67700	SAVERNE	509,20	0,59	75,55
46	22,55	PE	57160	ROZERIEULLES	509,20	0,59	76,13
47	23,04	SC	67205	OBERHAUSBERGEN	509,20	0,59	76,72
48	23,53	YO	67100	STRASBOURG	509,20	0,59	77,31
49	24,02	BA	67500	WEITBRUCH	509,20	0,59	77,90
50	24,51	ED	67118	GEISPOLSHEIM	499,17	0,58	78,48
51	25,00	PIE	68000	COLMAR	489,13	0,57	79,05
52	25,49	BO	67201	ECKBOLSHEIM	484,95	0,56	79,64
53	25,98	OC	67205	OBERHAUSBERGEN	484,95	0,56	80,17
54	26,47	LIM	67700	MONSWILLER	484,95	0,56	80,73
55	26,96	GC	67550	VENDENHEIM	484,95	0,56	81,29
56	27,45	ML	67202	WOLFISHEIM	484,95	0,56	81,85
57	27,94	WE	67310	ROMANSWILLER	484,95	0,56	82,41
58	28,43	CH	67000	STRASBOURG	484,95	0,56	82,97
59	28,92	BLU	67150	HINDISHEIM	484,95	0,56	83,53
60	29,41	GE	67430	BUTTEN	484,95	0,56	84,09
61	29,90	EB	67730	CHATENOIS	468,23	0,54	84,64
62	30,39	MC	67700	OTTERSTHAL	458,19	0,53	85,17
Total C.A. HT					86 446,38		

Loi de Pareto dite "Loi des 80 20"



## Fenêtre Reporting





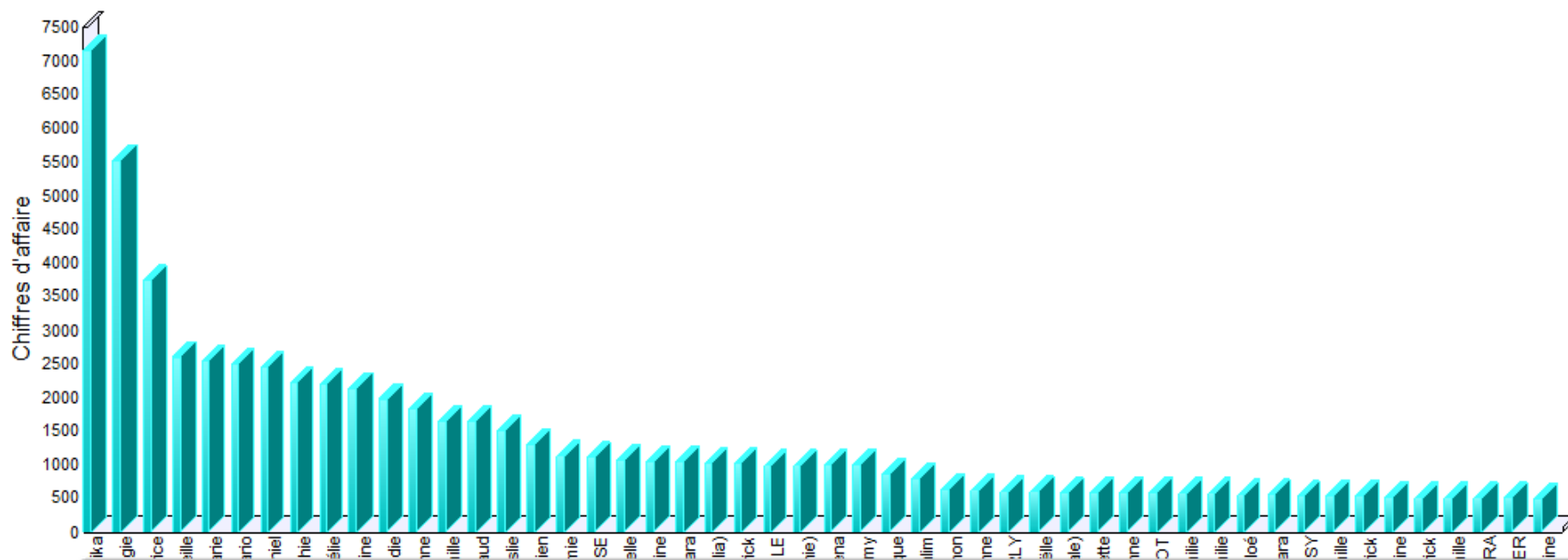
### Palmarès des Factures/Avoirs Clients

25/06/2010

Contacts représentant 80% de l'activité. (Loi de PARETO).

Exercice du 01/01/2010 au 31/12/2010

Inclure les "En cours"



Roi

Contacts